

# GOUGH PLASTICS TROUGHS

## Round MegaTrough



### Heavy-duty 1,000L Stock Water Trough

Built like a brick outhouse - only a lot easier to shift and easier to clean!  
Allowing 2ft per beast; approximately 10 head will fit around this trough.



Round MegaTrough
Description
1,000L Round MegaTrough
Round and 2.4m Float Cover
Connection Kit



### Recessed Fittings

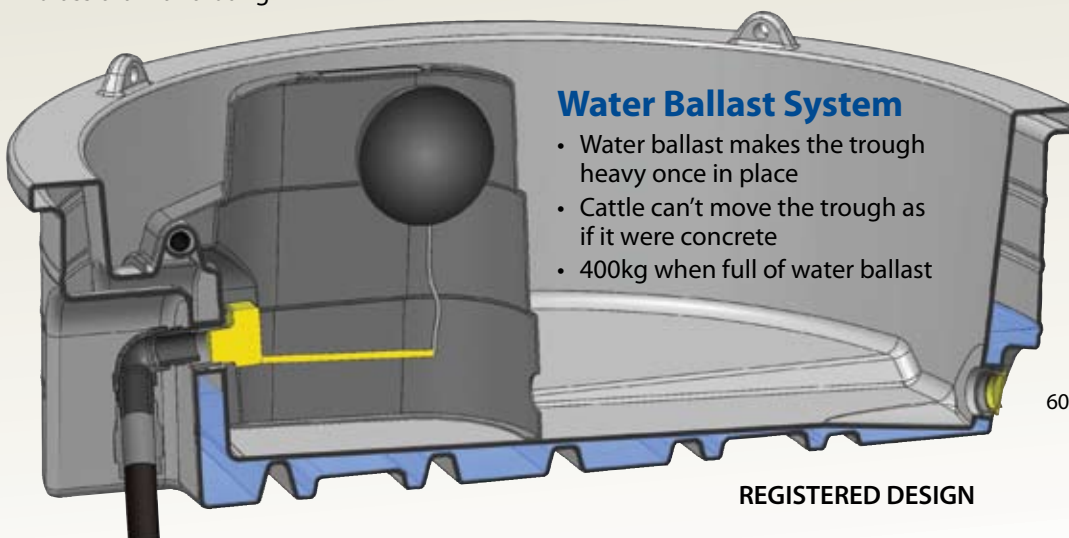
- Keep all the fittings tucked away from potential damage
- As you know, all these fittings aren't cheap to replace
- 2" brass inlet socket and 2 1/2" brass drain and bung

### Easy to Move

- One person job to install or relocate
- You don't need a tractor or crane or need to be under 50

### Easy to Install

- Drive into town and bring one home in your own ute
- Bugger it, throw a few in the back and save some trips



Empty weight 100kg  
Ballast weight 300kg

REGISTERED DESIGN

Dimensions may vary by plus or minus 3% due to the rotational moulding process.

# Long MegaTrough



In the paddock since 2005,  
from Cooktown to the Curry,  
from Charleville to Chinchilla!

Resellers welcome  
(07) 4758 6400


## Advantages

- Pick up from town in your own ute or truck
- Lightweight to transport and install by yourself
- Unique water ballast system within the hollow cavity
- Ballast makes it ideal for permanent installations
- Easy to empty and relocate if required
- Heavy-duty ribbed design to handle being knocked around
- The grey colour helps keep the water cooler



**BALLAST  
TROUGH**

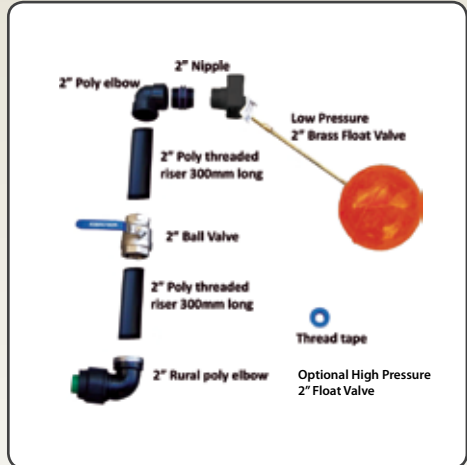
6m MegaTrough  
150kg dry weight  
400kg ballasted  
1,000L drinkable water



3m MegaTrough  
70kg dry weight  
200kg ballasted  
500L drinkable water

REGISTERED DESIGN No. 319402

Long MegaTrough
Description
3m Long MegaTrough
6m Long MegaTrough
Long MegaTrough Poly Float Cover
Connection Kit



Dimensions may vary by plus or minus 3% due to the rotational moulding process.



## 2.4M Rectangular MegaTrough

### The Freight-friendly Trough

Long, short, wide or round, there's a Gough Plastics MegaTrough just right for your paddock!

#### Features and Benefits:

- Lightweight to transport and install by yourself
- Unique water ballast system within the hollow cavity
- Nesting lugs
- Recessed fittings and float cover position allow access from every angle
- Heavy-duty ribbed design
- Dry weight = 100kg
- Ballast weight = 300kg
- Drinkable water = 1,000L



Length: 2,400mm  
Width: 1,200mm  
Height: 600mm



## WaterSmart Troughs

#### Features and Benefits

- Simple installation, lightweight and user-friendly.
- Ideal for cattle, horses and other livestock.
- Perfectly suited to small numbers of animals.
- High quality float valve with 1" male connection.
- The float is out of the water.
- UV-stabilised, food-grade plastic for long life.
- Recess for your external pipework giving added protection.

Proudly supporting the National Breast Cancer Foundation's research programs with each pink float cover sold



Float Cover
Description
Float Cover NBCF Pink
Float Cover Blue

WaterSmart Trough and Valve			
Size	Diameter	Height	Weight
200L	1025mm	460mm	18kg
400L	1200mm	580mm	25kg
600L	1480mm	580mm	32kg



Dimensions may vary by plus or minus 3% due to the rotational moulding process.

# FeedSmart Troughs

Stock Feed and Water Troughs - Round		
Size	Diameter	Height
50L	640mm	365mm
170L	725mm	585mm
195L	1100mm	280mm
380L	1250mm	400mm
450L	1250mm	540mm
600L	1285mm	600mm
750L	1570mm	570mm
2300L	2400mm	600mm


Stock Feed and Water Troughs - Rectangular	
Size	L x W x H
350L	2160 x 700 x 340mm
480L	2180 x 900 x 392mm

FeedSmart Trough Cover		
Colour	Diameter	Height
Recycled Black	1.32m	0.15m
Yellow	1.32m	0.15m
Blue	1.32m	0.15m
Grey	1.32m	0.15m

EzyLicker
Description
EzyLicker 1060 (F380-F600)
EzyLicker 1340 (F750)




**Molasses getting dearer?**  
Floating Licker Discs will slow them down and save you money.



## LickRoof

A cattle feed shelter designed to protect lick supplement from wet weather conditions.



**190L**  
Width: 1272mm  
Height: 330mm



Round FeedSmart Troughs available in varying sizes from 50L to 2,300L.



For more information about these great products:

**CALL 1800 069 805**

833 Ingham Rd, Bohle TOWNSVILLE

Ph: (07) 4758 6400

Fax: (07) 4774 7608

sales@gough.com.au

www.gough.com.au

