

GOUGH TROUGH

Round MegaTrough

**HEAVY-DUTY
1,000L STOCK
WATER TROUGH**

**BALLAST
TROUGH**

| Round MegaTrough |
|----------------------------|
| Description |
| 1,000L Round MegaTrough |
| Round and 2.4m Float Cover |
| Connection Kit |

Built like a brick outhouse - only a lot easier to shift and easier to clean!
Allowing 2ft per beast; approximately 10 head will fit around this trough.



Recessed Fittings

- Keep all the fittings tucked away from potential damage
- As you know, all these fittings aren't cheap to replace
- 2" brass inlet socket and 2 1/2" brass drain and bung



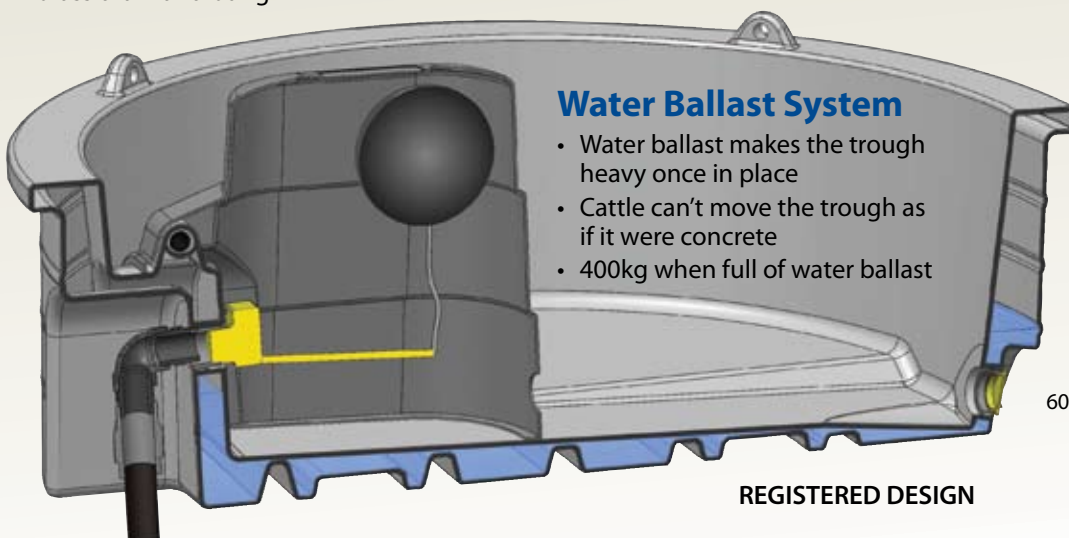
Easy to Move

- One person job to install or relocate
- You don't need a tractor or crane or need to be under 50



Easy to Install

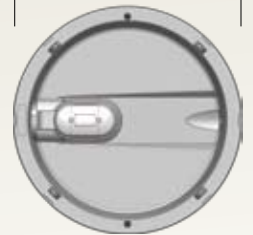
- Drive into town and bring one home in your own ute
- Bugger it, throw a few in the back and save some trips



Water Ballast System

- Water ballast makes the trough heavy once in place
- Cattle can't move the trough as if it were concrete
- 400kg when full of water ballast

1940mm
(6ft 4")



600mm (2ft)



Empty weight 100kg
Ballast weight 300kg

REGISTERED DESIGN

Dimensions may vary by plus or minus 3% due to the rotational moulding process.

Long MegaTrough



**In the paddock since 2005,
from Cooktown to the Curry,
from Charleville to Chinchilla!**

**Resellers welcome
(07) 4758 6400**


Advantages

- Pick up from town in your own ute or truck
- Lightweight to transport and install by yourself
- Unique water ballast system within the hollow cavity
- Ballast makes it ideal for permanent installations
- Easy to empty and relocate if required
- Heavy-duty ribbed design to handle being knocked around
- The grey colour helps keep the water cooler



**BALLAST
TROUGH**

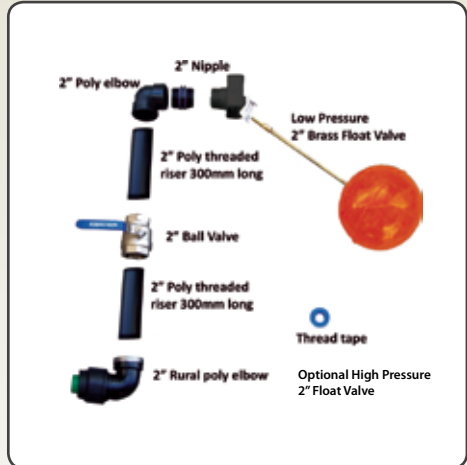
6m MegaTrough
150kg dry weight
400kg ballasted
1,000L drinkable water



3m MegaTrough
70kg dry weight
200kg ballasted
500L drinkable water

REGISTERED DESIGN No. 319402

| Long MegaTrough |
|----------------------------------|
| Description |
| 3m Long MegaTrough |
| 6m Long MegaTrough |
| Long MegaTrough Poly Float Cover |
| Connection Kit |



Dimensions may vary by plus or minus 3% due to the rotational moulding process.

2.4M Rectangular MegaTrough

The Freight-friendly Trough

Long, short, wide or round, there's a Gough Plastics MegaTrough just right for your paddock!

Features and Benefits:

- Lightweight to transport and install by yourself
- Unique water ballast system within the hollow cavity
- Nesting lugs
- Recessed fittings and float cover position allow access from every angle
- Heavy-duty ribbed design
- Dry weight = 100kg
- Ballast weight = 300kg
- Drinkable water = 1,000L



Length: 2,400mm
Width: 1,200mm
Height: 600mm



WaterSmart Troughs

Features and Benefits

- Simple installation, lightweight and user-friendly.
- Ideal for cattle, horses and other livestock.
- Perfectly suited to small numbers of animals.
- High quality float valve with 1" male connection.
- The float is out of the water.
- UV-stabilised, food-grade plastic for long life.
- Recess for your external pipework giving added protection.

Proudly supporting the National Breast Cancer Foundation's research programs with each pink float cover sold



| Float Cover |
|-----------------------|
| Description |
| Float Cover NBCF Pink |
| Float Cover Blue |

| WaterSmart Trough and Valve | | | |
|-----------------------------|----------|--------|--------|
| Size | Diameter | Height | Weight |
| 200L | 1025mm | 460mm | 18kg |
| 400L | 1200mm | 580mm | 25kg |
| 600L | 1480mm | 580mm | 32kg |



Dimensions may vary by plus or minus 3% due to the rotational moulding process.

FeedSmart Troughs

| Stock Feed and Water Troughs - Round | | |
|--------------------------------------|----------|--------|
| Size | Diameter | Height |
| 50L | 640mm | 365mm |
| 170L | 725mm | 585mm |
| 195L | 1100mm | 280mm |
| 380L | 1250mm | 400mm |
| 450L | 1250mm | 540mm |
| 600L | 1285mm | 600mm |
| 750L | 1570mm | 570mm |
| 2300L | 2400mm | 600mm |



| EzyLicker |
|----------------------------|
| Description |
| EzyLicker 1060 (F380-F600) |
| EzyLicker 1340 (F750) |



Molasses getting dearer?
Floating Licker Discs will slow them down and save you money.

| Stock Feed and Water Troughs - Rectangular | |
|--|--------------------|
| Size | L x W x H |
| 350L | 2160 x 700 x 340mm |
| 480L | 2180 x 900 x 392mm |

| FeedSmart Trough Cover | | |
|------------------------|----------|--------|
| Colour | Diameter | Height |
| Recycled Black | 1.32m | 0.15m |
| Yellow | 1.32m | 0.15m |
| Blue | 1.32m | 0.15m |
| Grey | 1.32m | 0.15m |



190L
Width: 1272mm
Height: 330mm



LickRoof

A cattle feed shelter designed to protect lick supplement from wet weather conditions.



Round FeedSmart Troughs available in varying sizes from 50L to 2,300L.



For more information about these great products:
FREECALL 1800 069 805
 833 Ingham Rd, Bohle, Townsville
www.gough.com.au
 P: (07) 4758 6400
 F: (07) 4758 6499
 E: sales@gough.com.au

